

# Diagnostic report



Image quality

83%

Modality

Clinical

## ☰ Detected conditions

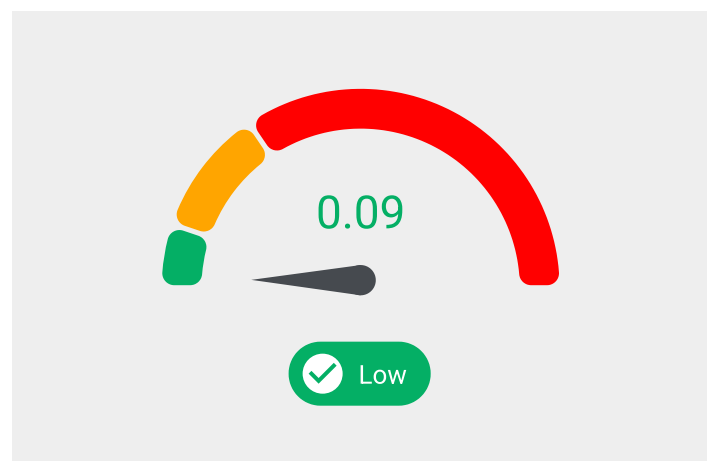
The algorithm has detected the following conditions with the following probability.

1	Psoriasis	69.62%
2	Eczematous dermatitis	27.86%
3	Tinea	0.87%
4	Seborrheic dermatitis	0.24%
5	Dyshidrotic eczema	0.13%



The normalized entropy value is **very low (13.9%)**, which means the algorithm has a **very high certainty** about its analysis. Please keep this in mind when interpreting the results.

## ⚠ Suspicion of malignancy



## Preliminar analysis



**Body area**  
Left arm



**Timestamp**  
29 Apr 2026, 17:36

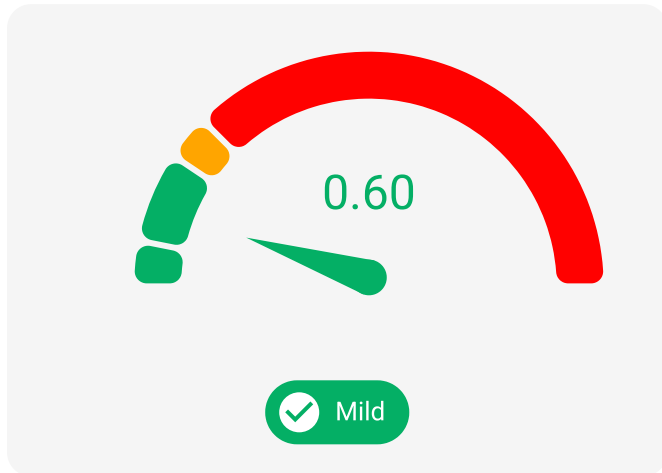


**Analysis performed in**  
1.04 seconds

## Severity assessment

### APASI Local

Local automatic psoriasis area and severity index



**Score: 0.6**

Affected area  
1 (0-10%)

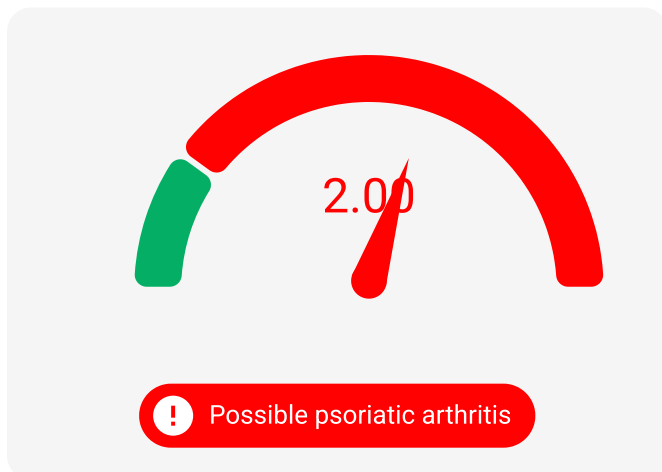
Scaling  
Mild (1)

Erythema  
Moderate (2)

Induration  
None (0)

### PURE4

Psoriatic arthritis UnclutteRed screening Evaluation



**Score: 2**

Have you ever had a globally swollen and pain...  
No (0)

Have you ever had heel pain as soon as you st...  
No (0)

Have you ever had left and right buttock pain, ...  
Yes (1)

Have you ever had a swollen and painful joint?...  
Yes (1)